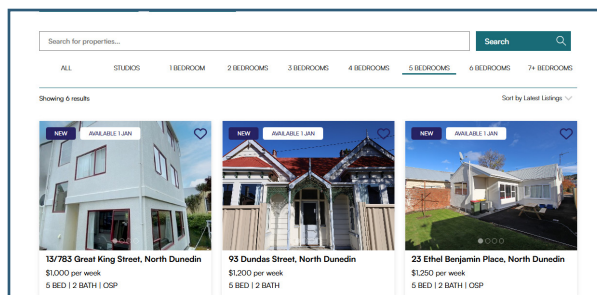
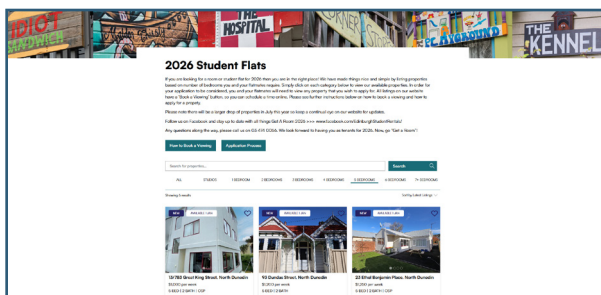


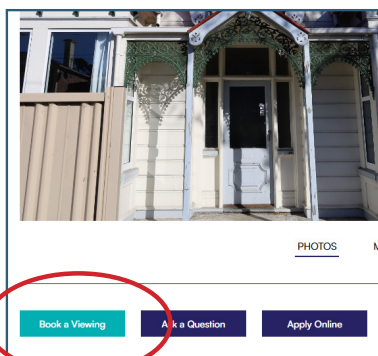
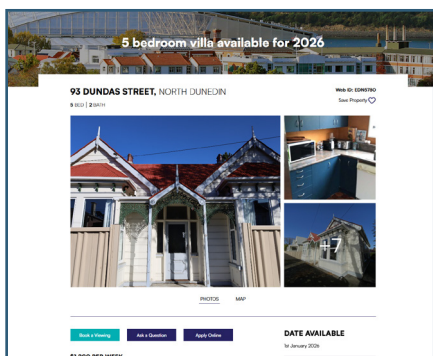
GET A ROOM!

Application Process

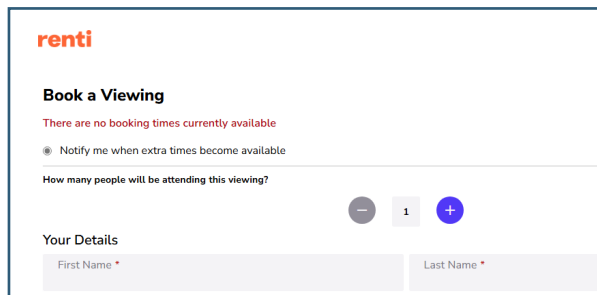
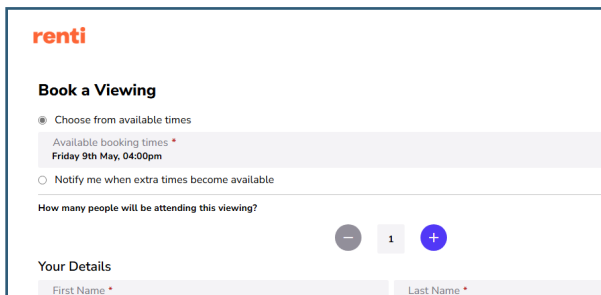
1. Enter the property address in the search field or click on the flat you are interested in while searching our Get a Room properties at www.edinburghrealty.co.nz/rent/get-a-room



2. Select the 'Book a Viewing' button located below the property photos.



5. Select a viewing time from the list available and follow the prompts.
6. If there are no viewing times displayed, click the 'Join Property Waitlist' button and follow the prompts - you will then be contacted when a viewing time has been set up that you can join.



7. Once registered for a viewing you will receive confirmation. You will have the option to cancel the viewing if you cannot make the time.